

# School configuration

Analysis of Central and Stratford Campuses  
for Educational options

Central Union Elementary 03/08/2021

## Outline

- District Goals
- Outlining the concerns
- Provide potential resolution
- Review benefits
- Review the Differences
- Other Options
- Current and Next Steps
- Discussion



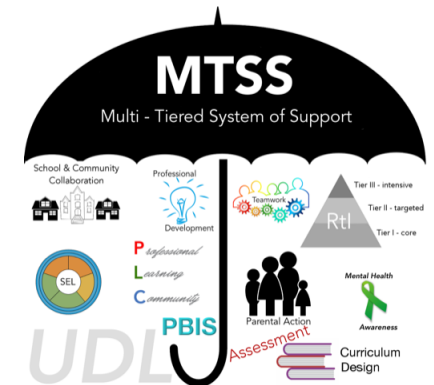
## CUSD - Vision Statement

Central Union Schools will be known as world-class quality schools for all students, empowering every student to excel to their highest potential.



## District Initiatives for Educational Excellence

### Professional Learning Communities (PLCs)



### Multi-Tiered Systems of Support

# Outlining the Concerns



- ▶ **Combination Classrooms**
- ▶ **Rotating Teacher Grade Levels**
- ▶ **Student transfers due to Class Size challenges**

# Combination Classes over the Years



School Year	Central	Stratford
2015-16	<b>3</b> K/1, 6/7, 7/8	<b>1</b> Tk/K
2016-17	<b>4</b> K/1, 2/3, 4/5	<b>2</b> Tk/K, 1/2
2017-18	<b>3</b> K/1, 4/5, 5/6	<b>2</b> Tk/K, 2/3
2018-19	<b>3</b> K/1, 5/6, 7/8	<b>1</b> Tk/K
2019-20	<b>2</b> 2/3, 6/7	<b>1</b> Tk/K
2020-21	none	<b>3</b> Tk/K, 1/2, 6/7
2021-22	<b>2</b> 2/3, 7/8	<b>4</b> Tk/K, 1/2, 4/5, 6/7

# Current 2020-2021 School Year

Central School

Stratford School

	Students 2020-21	Present Staff		
Kinder	23	1		
First	25	1		
Second	24	1		
Third	34	2		
Fourth	29	1		
Fifth	40	2		
Sixth	28	1		
Seventh	32	2		
Eighth	30	1		
	265	12		

	Students 2020-21	Present Staff		
TK	8	0.5		
Kinder	29	1.5		
First	37	1.5		
Second	37	1.5		
Third	37	2		
Fourth	38	2		
Fifth	30	1		
Sixth	37	1.5		
Seventh	22	0.5		
Eighth	29	1.0		
	304	13		

# Projected 2021 - 2022 School Year

Central School

Stratford School

	Students 2020-21	Present Staff	Staff Needed	Students 2021-22
Kinder	23	1	1	25
First	25	1	1	23
Second	24	1	1	25
Third	34	2	1	24
Fourth	29	1	2	34
Fifth	40	2	1	29
Sixth	28	1	2	40
Seventh	32	2	1	28
Eighth	30	1	2	32
	265	12	12	260

	Students 2020-21	Present Staff	Staff Needed	Students 2020-21
TK	8	0.5	0.5	8
Kinder	29	1.5	1.5	30
First	37	1.5	1.5	29
Second	37	1.5	1.5	37
Third	37	2	2	37
Fourth	38	2	1.5	37
Fifth	30	1	1.5	38
Sixth	37	1.5	1.5	30
Seventh	22	0.5	1.5	37
Eighth	29	1.0	1	22
	304	13	14	305

## Factors -

- \* 3 Teachers at Central will change grade levels
- \* Increase to Four combination Classrooms Required at Stratford (also involves grade level change)
- \* New Students to Central and Stratford
  - \* Kinder through Third Grade student will be transferred to Stratford due to CSR
- \* Reconfigure one (1) Teacher (Stratford) into Gen Ed classroom placement

## Outlining the Concerns

Student transfers due to Class Size challenges  
Multitude of Combination Classrooms  
Rotating Teacher Grade Levels  
Teacher Professional Learning Communities




Tk - 8th Grade



K - 8th Grade


## Education Impacts




Students and Teacher  
Single Classroom  
or Combination Classroom

## Education Impacts

- \* Teachers work in isolation from one another
- \* Limited access to the ideas, strategies, & planning with colleagues
- \* Combination classroom creates additional constraints
- \* Two grade level academic standards to cover
- \* Same amount of time within the day given to single grade level classes



## Education Impacts



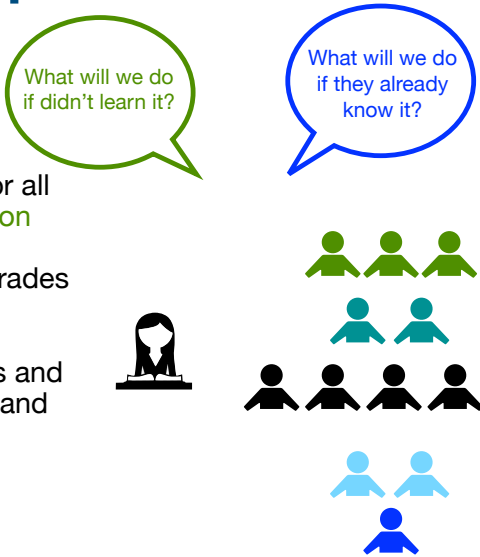
Students and Teacher  
Single Classroom  
or Combination Classroom

What will we do  
if didn't learn it?


What will we do  
if they already  
know it?

## Education Impacts

- \* Singularity responsible for all **Extension** and **Intervention** Activities within a single grade level or multiple grades if in combination class
- \* Limited ability to discuss and share student concerns and solutions daily with colleagues




## Education Impacts




## Education Impacts

- \* Grade level partners work collaboratively evaluating standards
- \* Implementation of common assessments to discuss student progress
- \* Use data to design together instructional practices to improve instruction for students
- \* Develop shared approaches to address student intervention and extension activities



## Education Impacts - Intervention/Extension




## Education Impacts - Intervention/Extension

What will we do if didn't learn it?

What will we do if they already know it?

- \* Shared responsibility for **Extension** and **Intervention** Activities, targeted and focused Tiered approaches
- \* Expanded ability to discuss and share student concerns and instructional solutions daily with colleagues regarding shared students



Students and Teacher  
Multiple Teachers per Grade level

## Outlining the Concerns

Student transfers due to Class Size challenges  
Multitude of Combination Classrooms  
Rotating Teacher Grade Levels  
Teacher Professional Learning Communities



## Outlining the Concerns

Creative thought to address Student and Staff needs  
Realignment of Grade Levels at Central and Stratford



Tk - 4th Grades



5th - 8th Grades

## Progression over time

2021 - 2022 School Year



Tk - 4th Grades



5th - 8th Grades

Students	Grade	Site	Number of Teachers	Average Class Size
8	TK	S	0.5	
53	K	S	2.5	20
54	1	S	3	18
60	2	S	3	20
60	3	S	3	20
71	4	S	3	24
67	5	C	3	22
69	6	C	3	23
64	7	C	3	21
53	8	C	3	18

## Progression over time




Tk - 4th Grades



5th - 8th Grades

### 2022 - 2023 School Year

Students	Grade	Site	Number of Teachers	Average Class Size
8	TK	S	0.5	
53	K	S	2.5	20
 54	1	S	3	18
54	2	S	3	18
60	3	S	3	20
60	4	S	3	20
71	5	C	3	24
67	6	C	3	22
69	7	C	3	23
64	8	C	3	21

## Progression over time




Tk - 4th Grades



5th - 8th Grades

### 2023 - 2024 School Year

Students	Grade	Site	Number of Teachers	Average Class Size
8	TK	S	0.5	
53	K	S	2.5	20
54	1	S	3	18
 54	2	S	3	18
54	3	S	3	18
60	4	S	3	20
60	5	C	3	20
71	6	C	3	24
67	7	C	3	22
69	8	C	3	23

## Progression over time




Tk - 4th Grades



5th - 8th Grades

### 2024 - 2025 School Year

Students	Grade	Site	Number of Teachers	Average Class Size
8	TK	S	0.5	
53	K	S	2.5	20
54	1	S	3	18
60	2	S	3	20
 54	3	S	3	18
54	4	S	3	18
60	5	C	3	20
60	6	C	3	20
71	7	C	3	24
67	8	C	3	22

## Progression over time




Tk - 4th Grades



5th - 8th Grades

### 2025 - 2026 School Year

Students	Grade	Site	Number of Teachers	Average Class Size
8	TK	S	0.5	
53	K	S	2.5	20
54	1	S	3	18
60	2	S	3	20
60	3	S	3	20
 54	4	S	3	18
54	5	C	3	18
60	6	C	3	20
60	7	C	3	20
71	8	C	3	24

# Progression over time




Tk - 4th Grades



5th - 8th Grades

## 2026 - 2027 School Year

Students	Grade	Site	Number of Teachers	Average Class Size
8	TK	S	0.5	
53	K	S	2.5	20
54	1	S	3	18
60	2	S	3	20
60	3	S	3	20
71	4	S	3	24
 53	5	C	3	18
54	6	C	3	18
60	7	C	3	20
60	8	C	3	20

# Progression over time




Tk - 4th Grades



5th - 8th Grades

## 2027 - 2028 School Year

Students	Grade	Site	Number of Teachers	Average Class Size
8	TK	S	0.5	
53	K	S	2.5	20
54	1	S	3	18
60	2	S	3	20
60	3	S	3	20
71	4	S	3	24
67	5	C	3	22
 53	6	C	3	18
54	7	C	3	18
60	8	C	3	20

# Progression over time




Tk - 4th Grades



5th - 8th Grades

## 2028 - 2029 School Year

Students	Grade	Site	Number of Teachers	Average Class Size
8	TK	S	0.5	
53	K	S	2.5	20
54	1	S	3	18
60	2	S	3	20
60	3	S	3	20
71	4	S	3	24
67	5	C	3	22
53	6	C	3	18
 53	7	C	3	18
54	8	C	3	18

# Progression over time




Tk - 4th Grades



5th - 8th Grades

## 2029 - 2030 School Year

Students	Grade	Site	Number of Teachers	Average Class Size
8	TK	S	0.5	
53	K	S	2.5	20
54	1	S	3	18
60	2	S	3	20
60	3	S	3	20
71	4	S	3	24
67	5	C	3	22
53	6	C	3	18
54	7	C	3	18
 53	8	C	3	18



2021-22  
School Year



### Tk - 4th Grades

Students	Grade		FTE	Class Size
8	TK	S	0.5	8
53	K	S	0.5	12
	K	S	1	20
	K	C	1	21
54	1	C	1	18
	1	S	1	18
	1	S	1	18
60	2	C	1	20
	2	S	1	20
	2	C	1	20
60	3	S	1	20
	3	S	1	20
	3	C	1	20
71	4	C	1	24
	4	S	1	24
	4	S	1	23

### 5th - 8th Grades

Students	Students		FTE	Class Size
67	5	C	1	23
	5	S	1	22
	5	C	1	22
69	6	C	1	23
	6	C	1	23
	6	S	1	23
64	7	S	1	22
	7	C	1	21
	7	S	1	21
53	8	S	1	17
	8	C	1	18
	8	C	1	18

## Education Impacts

**WHAT - Professional Learning Communities-Processes**

**WHO - Students and Staff**

**HOW -**

- \* Teacher teams of three at each grade level.
- \* Greatly reduces need for combination classrooms
- \* More teachers at each grade level allow greater flexibility/creativity with targeted intervention
- \* Teaching staff can focus on grade level standards and expectations
- \* Consistency with class sizes
- \* Enhanced PLC Collaboration at grade level
- \* Supports PLC process
- \* Eliminates single grade teachers (“singletons”)
- \* Student benefit with educational intervention - increases options

## Social Emotional Impacts

**WHO - Students**

**HOW -**



- \* Allows students to experience a more diverse population
- \* Increases opportunities to create and cultivate new friendships
- \* Creates opportunity for ‘teachable’ moments for students with awareness of culture uniqueness in our community and society
- \* Staff work within grade level teams to establish opportunities for students to build confidence, competence and problem solving
- \* Reduces/Eliminates the need for new enrollees to transfer to a different school based upon enrollment impactation (i.e., home school)

## School Program Impacts

**WHO - Students and Staff**

**HOW -**

- \* Allows for concentrated approach to school-wide programming
- \* Allows a school master schedule more conducive to the grade spans at the site
  - ◆ (Example, 6th - 8th grade has the ability to create and provide elective options for students within master schedule)
- \* Provides for targeting of staff development on site as a result of concentrated grade levels





# Changes



- \* Campus configuration
  - \* K-4 and 5-8 realignment
- \* Transportation
  - \* Increase of bussing between schools - obtaining fiscal implications
- \* Facilities
  - \* At startup ... movement between sites for adequate provision of furniture
- \* School Activities
  - \* Winter and Spring Programs at school sites will look/feel different
  - \* Graduation
- \* Sports Programs
  - \* School would still field two teams per sport/season

# Other Options

## Considerations

- ★ In addition to the prior consideration (Opt A)
- ★ No Changes (Opt B)
- ★ Add additional Staff
  - \* Central Only (Opt C)
  - \* Central and Stratford (Opt D)
- ★ Balance current Intra District Students (Opt E)
- ★ Balance current Intra District Students and focus on Primary Grades (Opt F)

# Transfers

## Intra-District transfers between Central and Stratford

	12/13 school year through 19/20 school year	20/21 School Year	Total
From Stratford to Central	13	3	16
From Central to Stratford	32	11	43

For the 2020-21 School Year - these transfer were the result of classes at maximum capacity

# Other Options - B

## \* No changes (remain as is)

CENTRAL SCHOOL	Students 2021-22	Staff Needed	STRATFORD SCHOOL	Students 2021-22	Staff Needed
			TK	8	0.5
Kinder	25	1	Kinder	30	1.5
First	23	1	First	29	1.5
Second	25	1	Second	37	1.5
Third	24	1	Third	37	2
Fourth	34	2	Fourth	37	1.5
Fifth	29	1	Fifth	38	1.5
Sixth	40	2	Sixth	30	1.5
Seventh	28	1	Seventh	37	1.5
Eighth	32	2	Eighth	22	1
	260	12		305	14

### Factors -

- \* Three (3) Teachers at Central will change grade levels
- \* Increase to Four combination Classrooms Required at Stratford (also involves grade level change)
- \* Reconfigure one (1) teacher into Gen Ed Setting (Stratford)
- \* New Students to Central and Stratford
- \* Kinder through Third Grade student will be transferred to Stratford due to CSR

No Fiscal Impact

## Other Options - C

### \* Add additional Staff to Central to assist class size

CENTRAL SCHOOL	Students 2021-22	Staff Needed
Kinder	25	1.5
First	23	1.5
Second	25	1.5
Third	24	1.5
Fourth	34	2
Fifth	29	1
Sixth	40	2
Seventh	28	1
Eighth	32	2
	260	14

STRATFORD SCHOOL	Students 2021-22	Staff Needed
TK	8	0.5
Kinder	30	1.5
First	29	1.5
Second	37	1.5
Third	37	2
Fourth	37	1.5
Fifth	38	1.5
Sixth	30	1.5
Seventh	37	1.5
Eighth	22	1
	305	14

#### Factors -

- \* Two (2) Teachers at Central will change grade levels
- \* Hire two (2) new teachers - Central [primary]
- \* Combination classrooms (6)
- \* 'Singleton' (3)
- \* Reconfigure one (1) teacher into Gen Ed Setting (Stratford)
- \* Would avoid transfer of new enrollees

Fiscal Impact for two teacher additions - 10-V and benefits - \$ 213,206

## Other Options - D

### \* Add additional Staff to Central & Stratford

CENTRAL SCHOOL	Students 2021-22	Staff Needed
Kinder	25	1.5
First	23	1.5
Second	25	1.5
Third	24	1.5
Fourth	34	2
Fifth	29	1
Sixth	40	2
Seventh	28	1
Eighth	32	2
	260	14

STRATFORD SCHOOL	Students 2021-22	Staff Needed
TK	8	0.5
Kinder	30	1.5
First	29	2
Second	37	2
Third	37	2
Fourth	37	1.5
Fifth	38	1.5
Sixth	30	1.5
Seventh	37	1.5
Eighth	22	1
	305	15

#### Factors -

- \* Add three (3) teachers
  - o Two (2) at Central [primary]
  - o One (1) at Stratford [primary]
- \* Reduces but does not eliminate combination classes
- \* 'Singletons' (3)
- \* Would limit the transfer of new enrollees

Fiscal Impact for three teacher addition - 10-V and benefits - \$319,809

## Other Options - E

### \* Return Current Intra District Students

CENTRAL SCHOOL	Students 2021-22	Staff Needed
Kinder	25	1.5
First	26	1.5
Second	33	1.5
Third	32	1.5
Fourth	39	1.5
Fifth	31	1.5
Sixth	39	1.5
Seventh	32	1.5
Eighth	33	2
	290	14

STRATFORD SCHOOL	Students 2021-22	Staff Needed
TK	8	0.5
Kinder	30	1.5
First	29	1.5
Second	29	1.5
Third	29	1.5
Fourth	32	1.5
Fifth	36	1.5
Sixth	31	1.5
Seventh	33	1.5
Eighth	21	0.5
	278	13

#### Knowns -

- \* Currently 43 Central Students attend Stratford
- \* Currently 11 Stratford Students attend Central

#### Factors -

- \* Creates combination classrooms at both sites throughout the grade levels in order to balance class sizes unless other measures are taken
- \* Add two (2) teachers at Central (two new hires)

Fiscal Impact for two teacher additions - 10-V and benefits - \$ 213,206

## Other Options - F

### \* Return Current Intra District Students & focus on Primary Grade

CENTRAL SCHOOL	Students 2021-22	Staff Needed
Kinder	25	1.5
First	26	1.5
Second	33	2
Third	32	2
Fourth	39	2
Fifth	31	1.5
Sixth	39	1.5
Seventh	32	1.5
Eighth	33	1.5
	290	15

STRATFORD SCHOOL	Students 2021-22	Staff Needed
TK	8	0.5
Kinder	30	1.5
First	29	2
Second	29	2
Third	29	2
Fourth	32	1.5
Fifth	36	1.5
Sixth	31	1.5
Seventh	33	1.5
Eighth	21	1
	278	15

#### Knowns -

- \* Currently 43 Central Students attend Stratford
- \* Currently 11 Stratford Students attend Central

#### Factors -

- \* Reduces but does not eliminate combination classrooms
- \* Add four teachers
  - o Three (3) at Central
  - o One (1) at Stratford

Fiscal Impact of four teacher addition - 10-V and benefits - \$ 426,412

## Actions to Date

- \* Discussion with Union Leadership (Certificated and Classified)
- \* Presentation to Central and Stratford Staff
- \* Staff Survey
- \* Conversations
  - \* SRR Education Director
  - \* Reestablishing Stratford
  - \* SRR Tribal Council
- \* Present to Board
  - \* Community Survey
  - \* Indian Education Council (IEC)
  - \* Site Principal outreach and communication
- \* Consideration/Board Determination (April/May?)



## Discussion/Board comments

*Action without vision  
is only passing time.  
Vision without action  
is merely daydream-  
ing. But vision with  
action can change  
the world.*

*– Nelson Mandela*

